

FEATURES

- Isolated mounting base 2500V-
- Space and weight savings
- Solder joint technology

TYPICAL APPLICATIONS

- Welding Inverter
- Power Supplies

TECHNICAL DATA

DEVICE TYPE	V_{RRM} (V)	V_{RSM} (V)
MDQ75/04	400	500
MDQ75/16	1600	1700



SYMBOL	CHARACTERISTIC	TEST CONDITIONS	$T_j(^{\circ}\text{C})$	VALUE			UNIT
				Min	Type	Max	
I_o	DC output current	Single-phase full wave rectifying circuit, $T_C=100^{\circ}\text{C}$	150			75	A
V_{RRM}	Repetitive peak reverse voltage	V_{RRM} tp=10ms $V_{RSM}=V_{RRM}+100\text{V}$	150	600		1800	V
I_{RRM}	Repetitive peak current	at V_{RRM}	150			8	mA
I_{FSM}	Surge forward current	10ms half sine wave	150			1.20	KA
I^2t	I^2t for fusing coordination	$V_R=0.6V_{RRM}$				7.2	$\text{A}^2\text{s}\cdot 10^3$
V_{FO}	Threshold voltage			150			0.8
r_F	Forward slop resistance					7.0	$\text{m}\Omega$
V_{FM}	Peak forward voltage	$I_{FM}=110\text{A}$	25			1.2	V
$R_{th(j-c)}$	Thermal resistance Junction to case	Single side cooled				0.20	$^{\circ}\text{C}/\text{W}$
$R_{th(c-h)}$	Thermal resistance case to heatsink	Single side cooled				0.15	$^{\circ}\text{C}/\text{W}$
V_{iso}	Isolation voltage	50Hz, R.M.S, t=1min, I_{iso} : 1mA(max)		2500			V
F_m	Terminal connection torque(M5)				4		N·m
	Mounting torque(M6)				6		N·m
T_{stg}	Stored temperature			-40		125	$^{\circ}\text{C}$
W_t	Weight				190		g

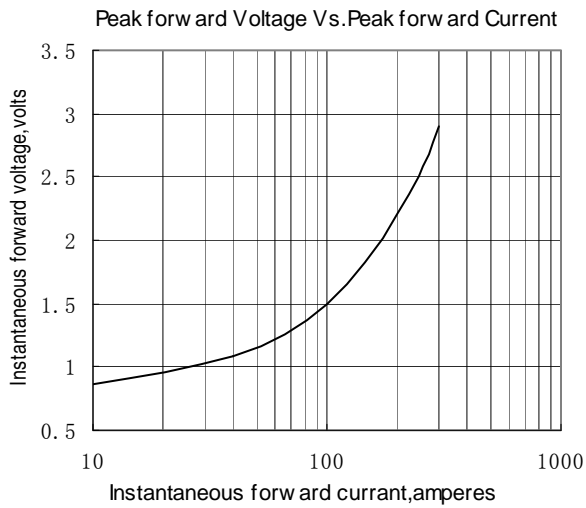


Fig.1

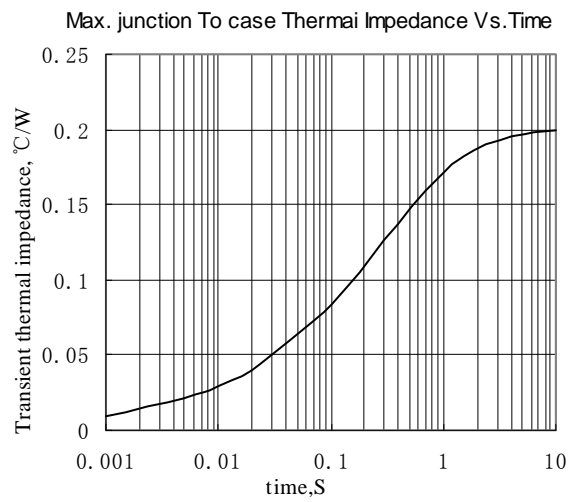


Fig.2

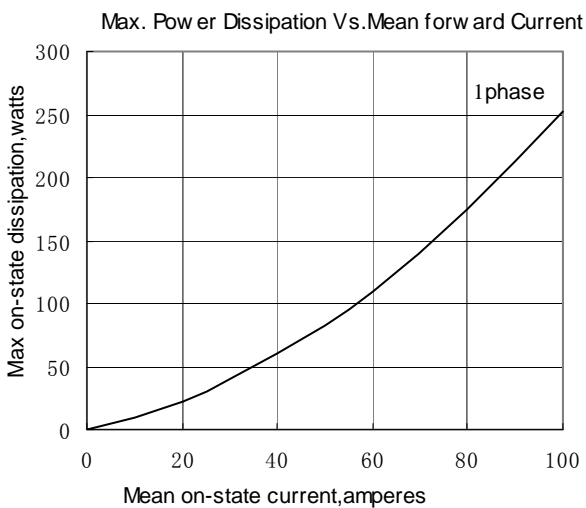


Fig.3

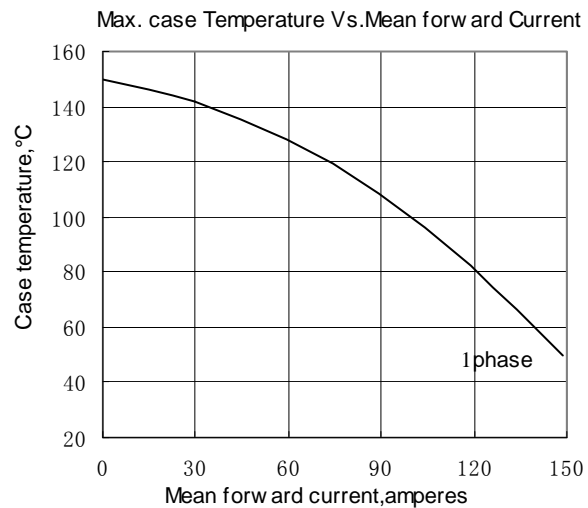


Fig.4

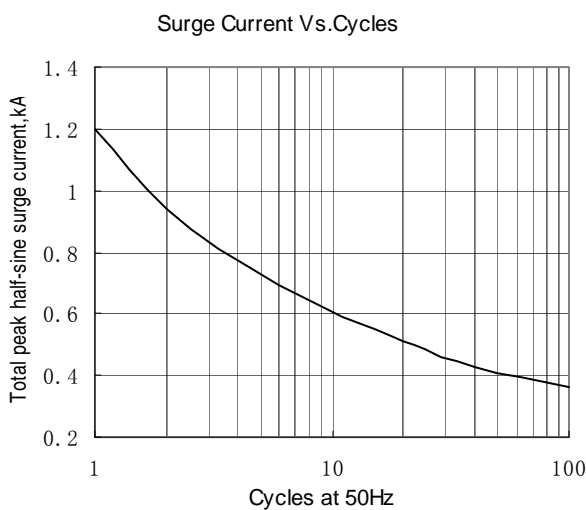


Fig.5

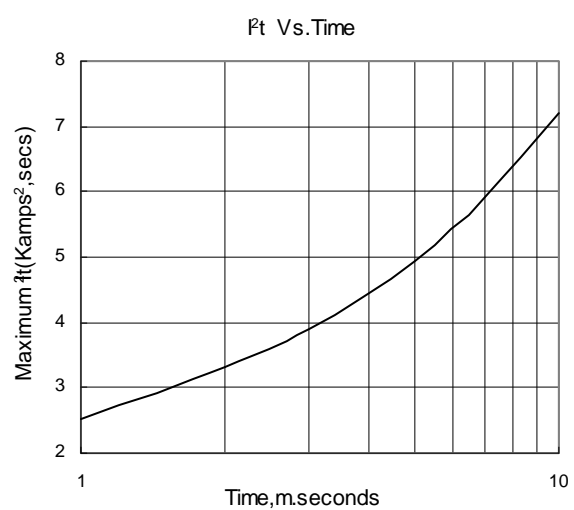
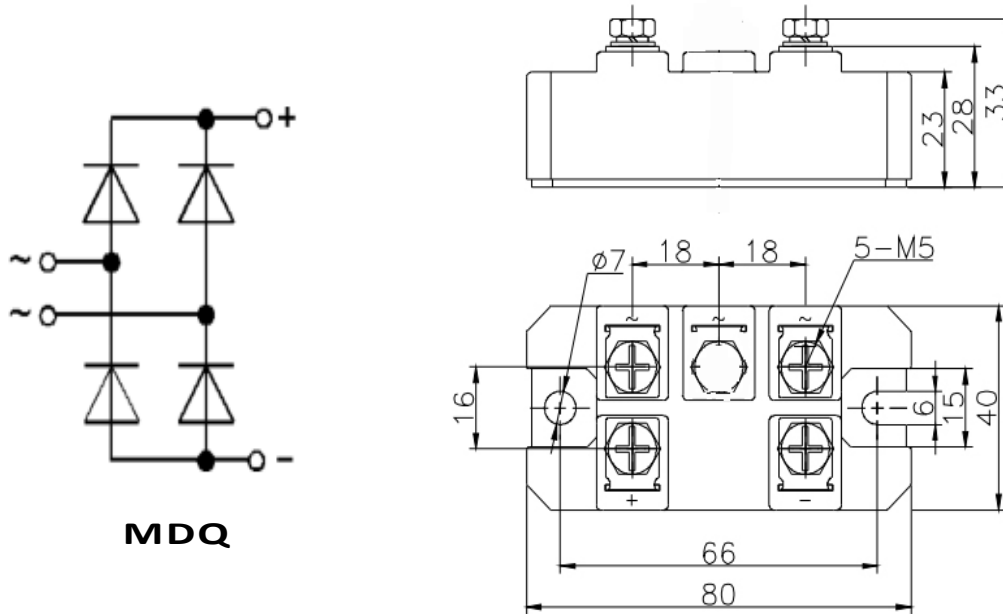


Fig.6

PACKAGE OUTLINE



All dimensions are in mm.

Insel Rectifiers (India) Pvt. Ltd.

(An ISO 9001:2008 Certified Company)

Head Office : 15/C-40, Connaught Place, New Delhi-110001 (INDIA)

Tel.: 011-23417822, 23413974, 23418975, Fax : 011-23417843,

E-mail : insel@rectifierindia.com, sales@rectifierindia.com

WORKS: UNIT-I : Shalimar Bagh, Delhi-110088.

UNIT-II : Plot No. 151, Udyog Kendra Ext -II, Greater Noida-201306.

Tel.: 0120-2350808