

FEATURES

- Capsule type metal-ceramic package with precious metal pressure contacts
- Medium voltage, high current rectifier diode with slim package for lowest thermal resistance
- Low power dissipation
- Especially suited for water cooling
- Forward selections for paralleling available

TYPICAL APPLICATIONS

- Welders
- Plating rectifiers

TECHNICAL DATA

DEVICE TYPE	V_{RRM} (V)	V_{RSM} (V)
DS7000SK0404	400	500
DS7000SK0606	600	700



SYMBOL	CONDITIONS	VALUES
$I_{F(AV)}$	Maximum average forward Current TC = 85 °C	7100 A
V_{FM}	Maximum peak forward Voltage drop @ 14000 AP	1.20 V
I_{FSM}	Maximum peak one cycle (non-rep.) surge current 10 msec	60000 A
I^2t	Max. I^2t rating (non-rep.) for 10 msec	18000000 A ² Sec
I_{RRM}	Peak reverse current at $T_{vj} = 175^{\circ}C$	100 mA
V_0 R_0	$T_{vj} = \text{max}$ $T_{vj} = \text{max}$	0.756V 0.024 mΩ
$R_{th(j-c)}$ $R_{th(c-h)}$ T_{vj} T_{stg}	DSC/SSC DSC/SSC Junction temperature Storage temperature	0.010/0.020°C/W 0.005/0.01 °C/W 170 °C 150 °C
Mounting force		30Kn
Weight	Approx.	130 gms
Package Outline		k

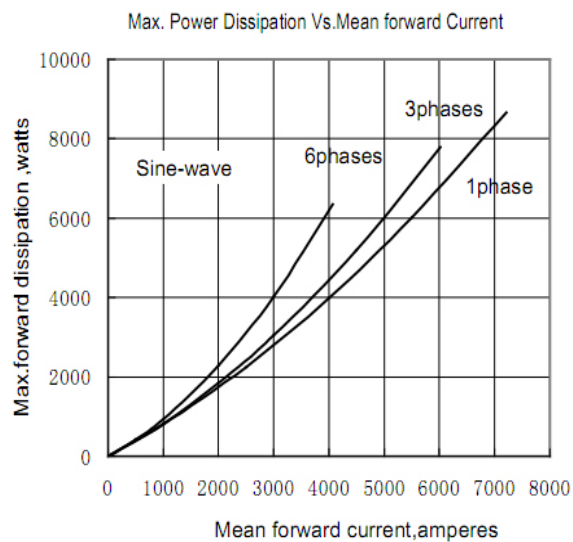
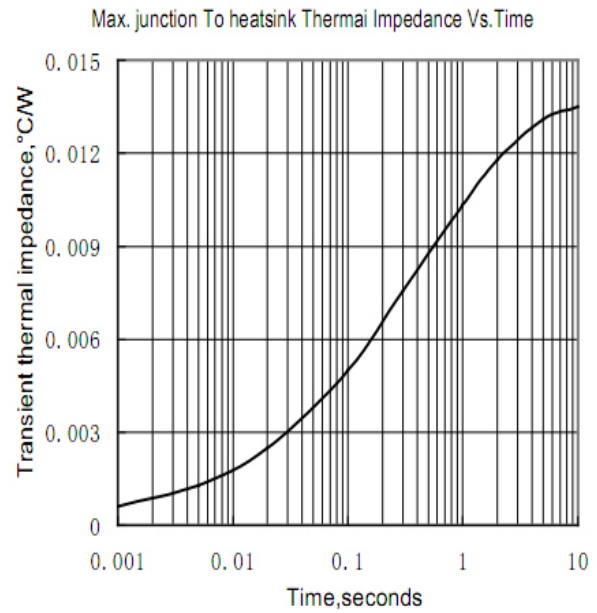
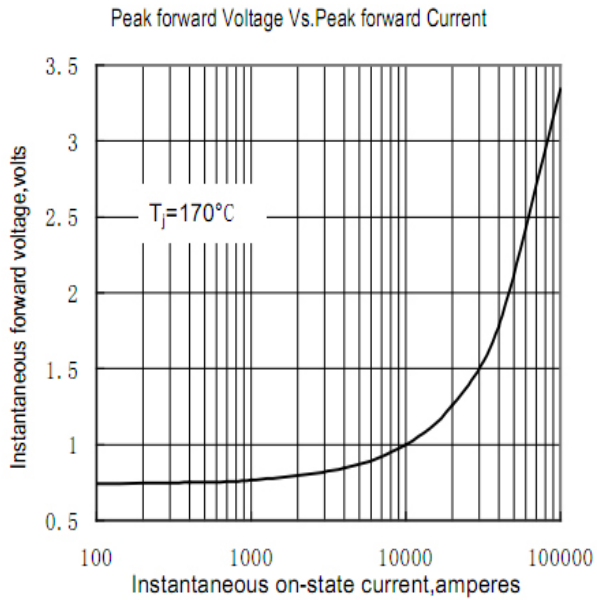


Fig.3

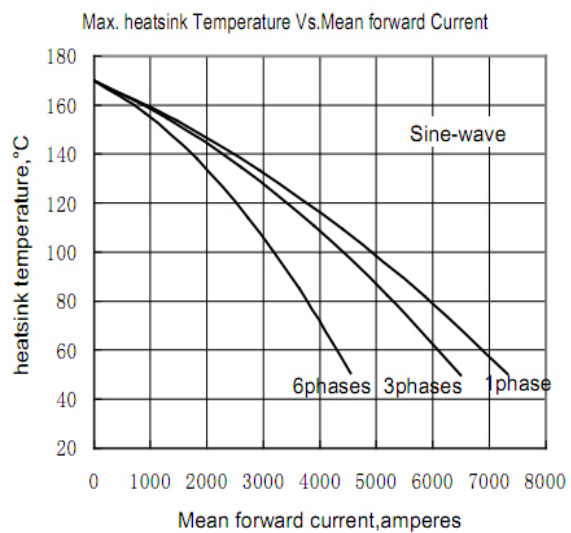


Fig.4

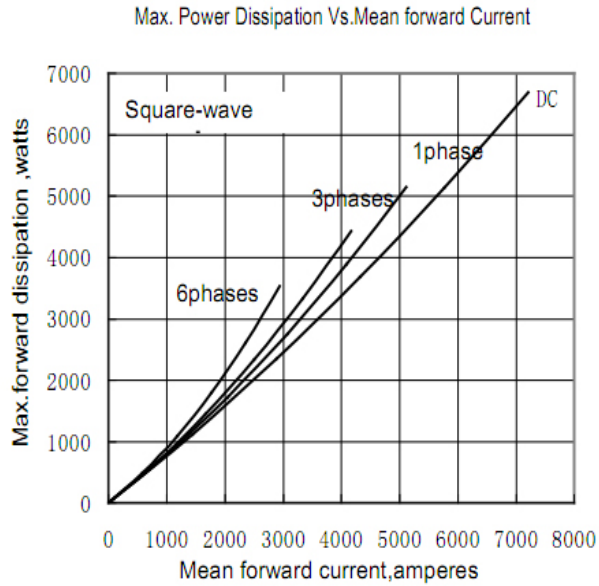


Fig.5

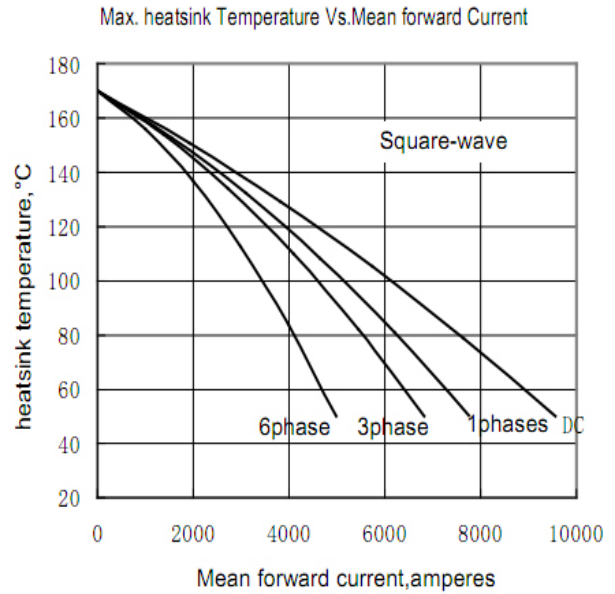
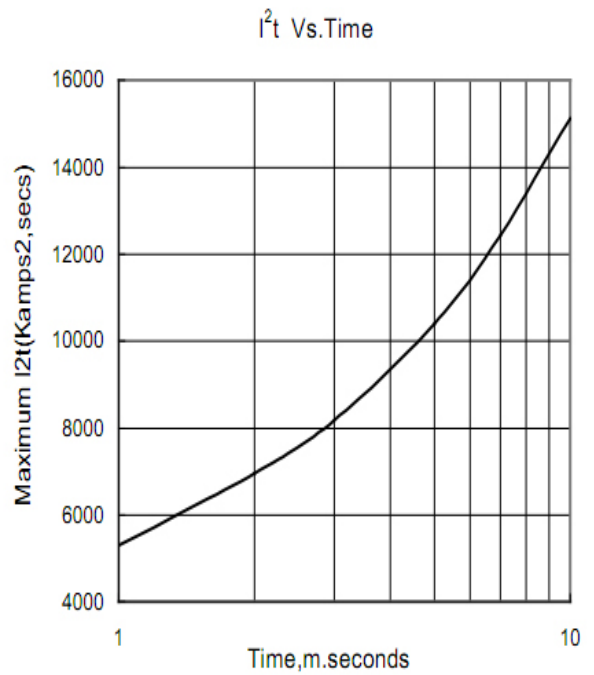
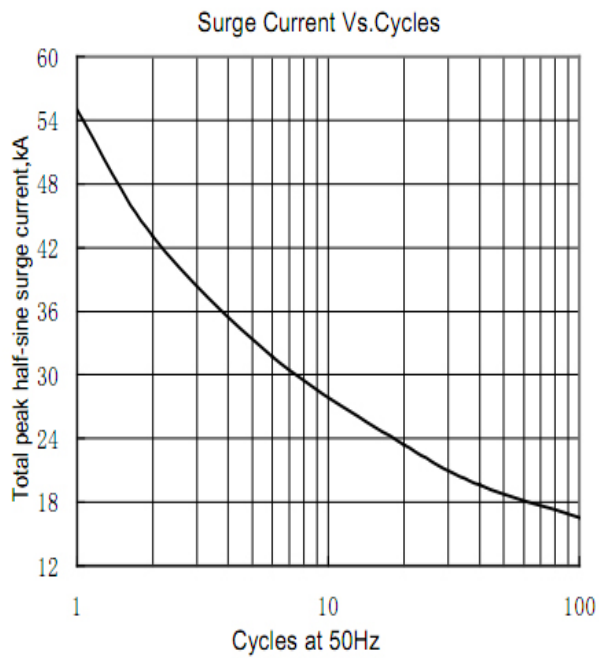
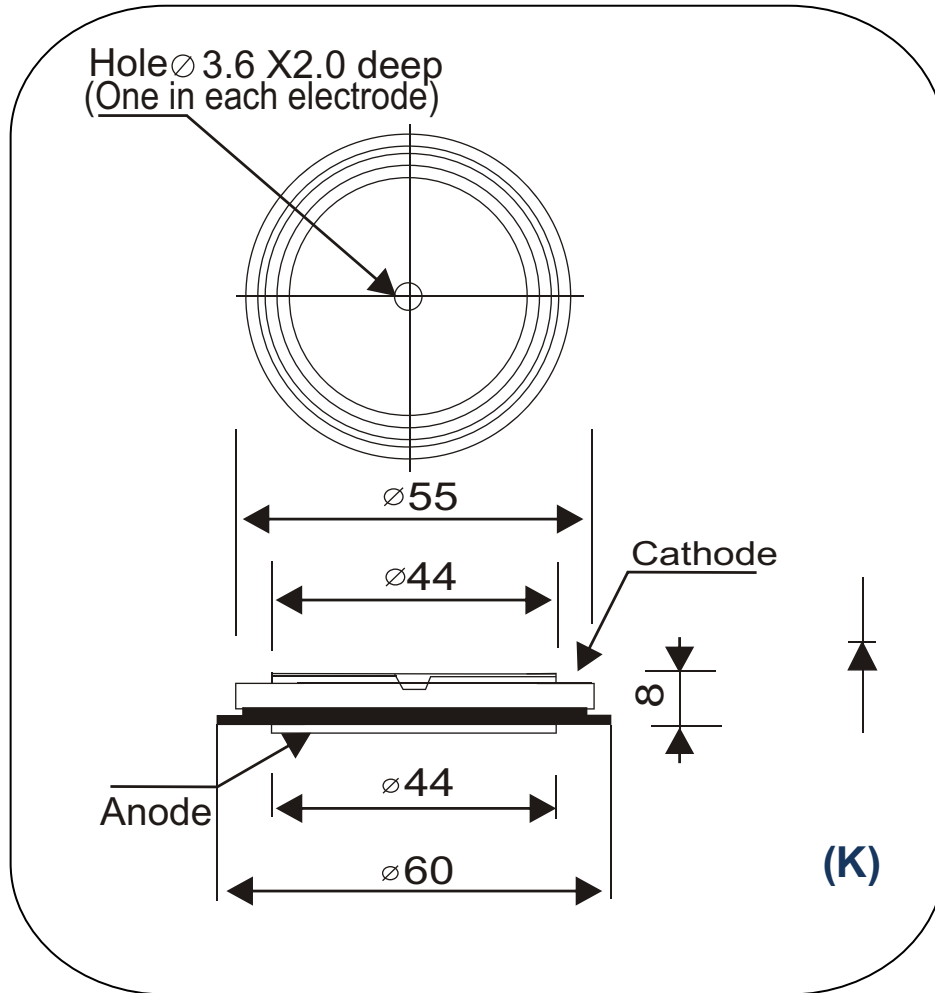


Fig.6



PACKAGE OUTLINE



All dimensions are in mm.

Insel Rectifiers (India) Pvt. Ltd.

(An ISO 9001:2015, ISO 14001:2015 Certified Company)

Plot No 151, Udyog Kendra, Extn.-II, Ecotech-III, Greater Noida-201306

Toll Free No.: 1800 3070 9989, Fax : 011-27491404

E-mail : insel@rectifierindia.com, sales@rectifierindia.com