

**FEATURES**

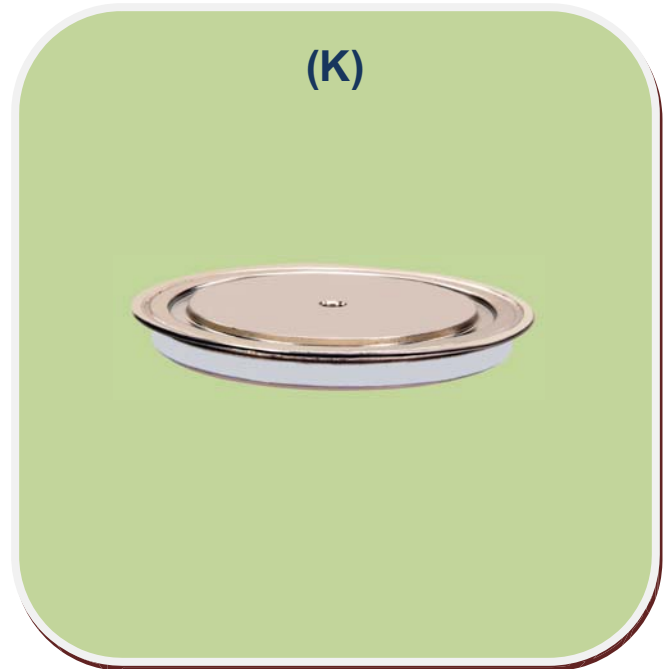
- Capsule type metal-ceramic package with precious metal pressure contacts
- Medium voltage, high current rectifier diode with slim package for lowest thermal resistance
- Low power dissipation
- Especially suited for water cooling
- Forward selections for paralleling available

**TYPICAL APPLICATIONS**

- Welders
- Plating rectifiers

**TECHNICAL DATA**

DEVICE TYPE	$V_{RRM}$ (V)	$V_{RSM}$ (V)
DS6000SK0404	400	500
DS6000SK0606	600	700



SYMBOL	CONDITIONS	VALUES
$I_{F(AV)}$	Maximum average forward Current TC = 85 °C	6000 A
$V_{FM}$	Maximum peak forward Voltage drop @ 14000 AP	1.30 V
$I_{FSM}$	Maximum peak one cycle (non-rep.) surge current 10 msec	60000 A
$I^2t$	Max. $I^2t$ rating (non-rep.) for 10 msec	18000000 A <sup>2</sup> Sec
$I_{RRM}$	Peak reverse current at $T_{vj} = 175^{\circ}C$	100 mA
$V_0$ $R_0$	$T_{vj} = \text{max}$ $T_{vj} = \text{max}$	0.70 V 0.04 mΩ
$R_{th(j-c)}$ $R_{th(c-h)}$ $T_{vj}$ $T_{stg}$	DSC/SSC DSC/SSC Junction temperature Storage temperature	0.012/0.024 °C/W 0.005/0.01 °C/W 180 °C 150 °C
Mounting force		30Nm
Weight	Approx.	130 gms
Package Outline		k

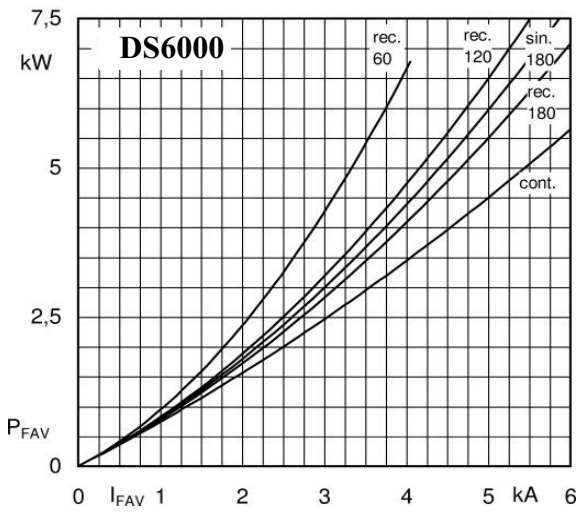


Fig. 1L Power dissipation vs. forward current

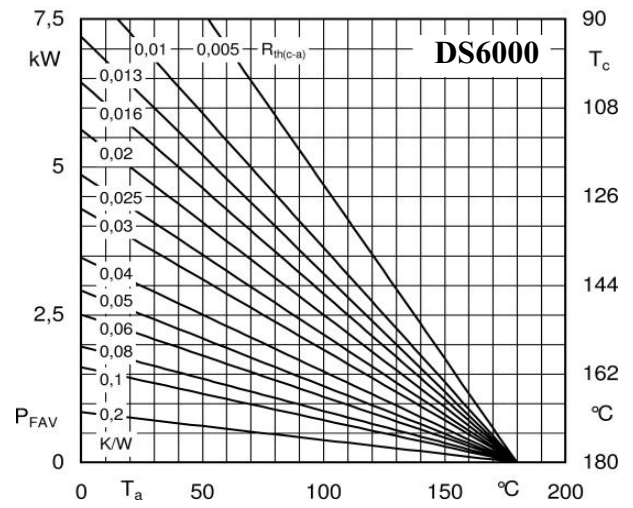


Fig. 1R Power dissipation vs. ambient temperature

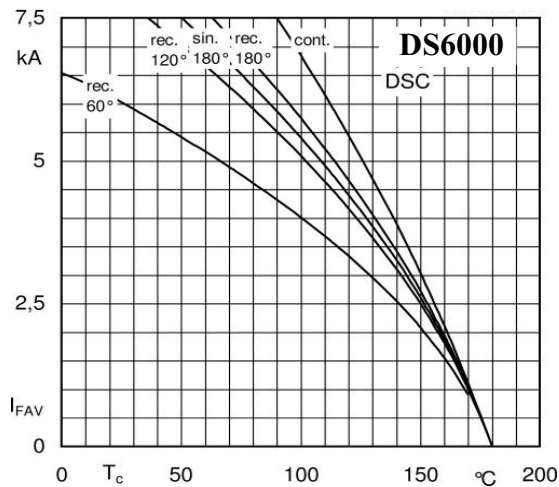


Fig. 2 Forward current vs. case temperature

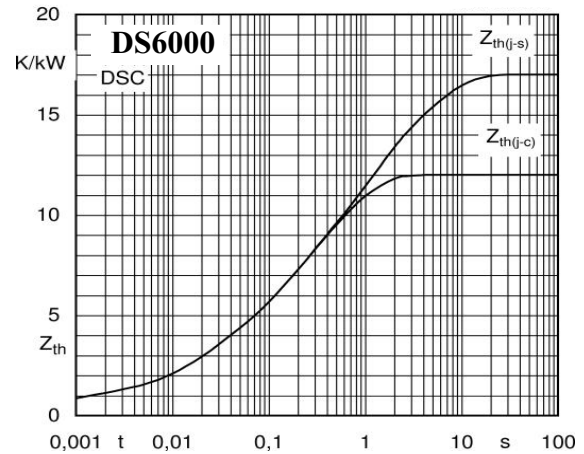


Fig. 4a Transient thermal impedance (double sided cooling)

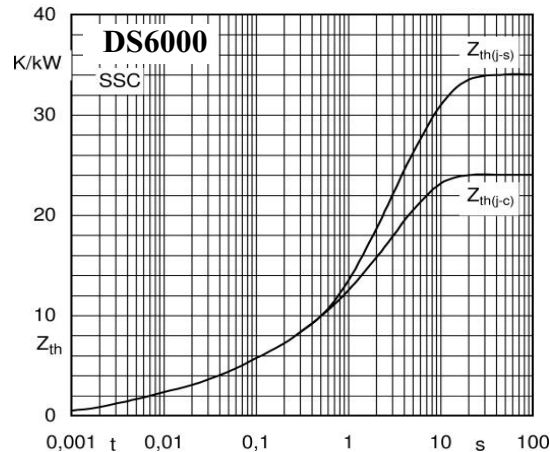


Fig. 4b Transient thermal impedance (single sided cooling)

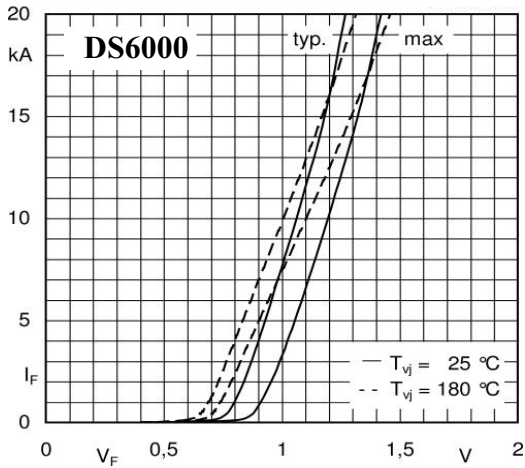


Fig. 5 Forward characteristics

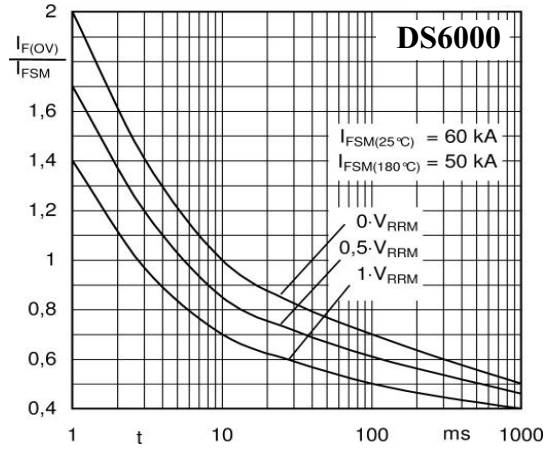


Fig. 6 Surge overload current vs. time

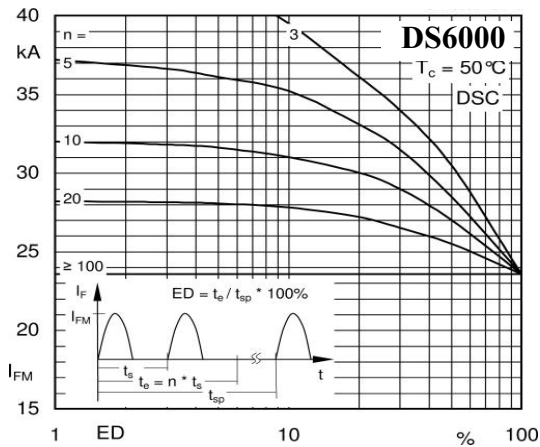


Fig. 10a Peak forward current vs. duty cycle ( $T_c = 50^\circ\text{C}$ )

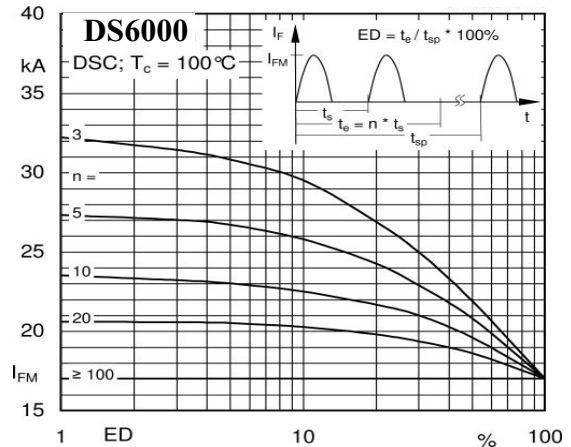


Fig. 10b Peak forward current vs. duty cycle ( $T_c = 100^\circ\text{C}$ )

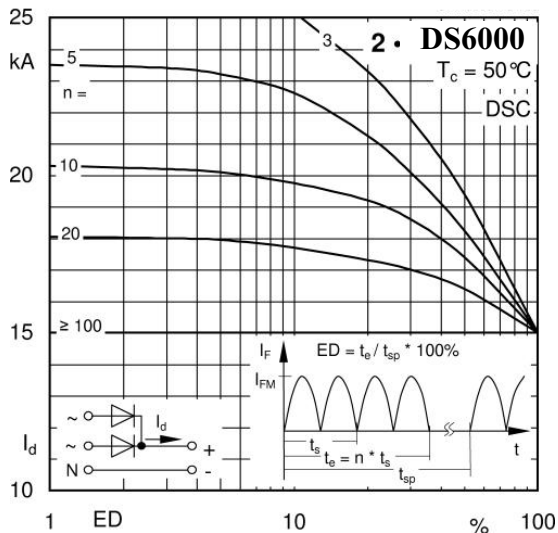


Fig. 11a Direct output current vs. duty cycle ( $T_c = 50^\circ\text{C}$ )

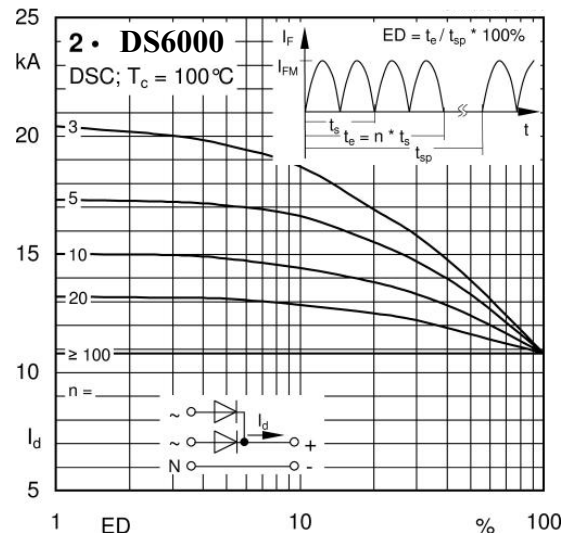
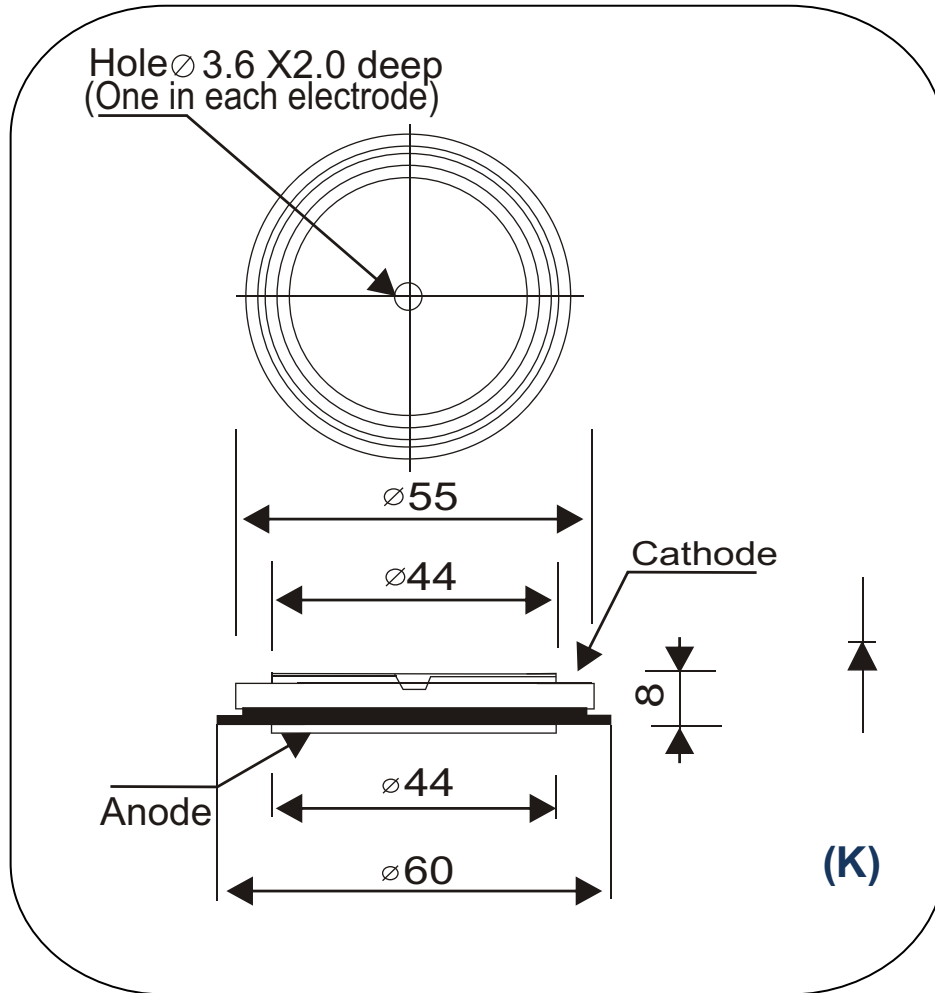


Fig. 11b Direct output current vs. duty cycle ( $T_c = 100^\circ\text{C}$ )

**PACKAGE OUTLINE**



All dimensions are in mm.

**Insel Rectifiers (India) Pvt. Ltd.**

(An ISO 9001:2015, ISO 14001:2015 Certified Company)

Plot No 151, Udyog Kendra, Extn.-II, Ecotech-III, Greater Noida-201306

Toll Free No.: 1800 3070 9989, Fax : 011-27491404

E-mail : [insel@rectifierindia.com](mailto:insel@rectifierindia.com), [sales@rectifierindia.com](mailto:sales@rectifierindia.com)